

# Risk Management Policy



## 1 RISK MANAGEMENT POLICY

### 1.1 PURPOSE

The purpose of this Risk Management Policy is to:

- Define the guiding principles that support and embed the development of an effective and sustainable risk management culture within QLDC
- Describe the process that QLDC has adopted for the effective identification, analysis, evaluation and treatment of risk
- Define the responsibilities that are associated with risk management governance, risk ownership and risk treatment
- Identify and manage existing risks in a planned and coordinated manner
- Define the reporting and monitoring requirements that help ensure that risk management is effectively supported and controlled across the organisation
- Help improve performance and add public value

### 1.2 SCOPE

The scope of this Risk Management Policy applies to all Queenstown Lakes District Council directorates and subsidiary organisations.

All categories of risk are covered in this scope with the exception of Health & Safety risk which is managed through the QLDC Health and Safety framework and [Programme and Project risk](#) which is managed through the [Programme and Project Management frameworks](#).

### 1.3 OBJECTIVES

The objectives of risk management at QLDC are to:

1. Provide protection and continuity of the core business activities
2. Safeguard community and employee health
3. Fulfill legal and statutory obligation
4. Ensure long-term health of the environment
5. [Ensure long-term integrity of assets at minimum cost](#)
6. [Ensure integrity, availability, and confidentiality of data assets](#)
7. Provide contingency planning for foreseeable emergency situations
8. Improve the achievement of Council's vision, values and strategies

## 2 DEFINITIONS

Term	Definition:
Consequence	The measure of the expected impact of the risk event. Consequence is expressed in terms of the severity of impact which can range from Extreme to Minor. <a href="#">Appendix A</a> provides a summary of various consequence scaling for different risk categories
Council	The Queenstown Lakes District Council elected members
<u>Cyber Security</u>	<u>The means by which the delivery of digital services and capabilities through a body of technologies, processes, practices, and cultures that provide systemic resilience and protection to networks, devices, electronic systems, platforms, applications, information, and data from compromise to confidentiality, availability, and integrity.</u>
Inherent Risk	The estimated level of risk that exists at the time the risk was first evaluated. This takes into consideration the current/existing level of controls or mitigations. Note: This interpretation is supported by Risk Assessment best practice guidelines <sup>1</sup>
Likelihood	The measure of the expected frequency or probability of the risk event occurring
Operational risks	Risks that are associated with the internal functions or the organisation and which are primarily owned by a single directorate. Operational risks are connected with the internal resources, systems, processes and employees of QLDC (including external contractors). Operational risks are connected to what is happening 'on the ground' in the organisation and are typically identified by key staff and managed from within the business unit through defined risk management processes.
<u>Programme</u>	<u>A programme is made up of a specific set of projects that together will deliver some defined objective, or set of objectives (e.g. compliance with drinking water standards)</u>
<u>Programme risk</u>	<u>Risks that are specific to a programme and are often short to medium term in nature. Programme risks are typically identified by the programme team members and key stakeholders, with management responsibility assigned to the programme manager</u>
<u>Project</u>	<u>A temporary endeavour undertaken for the purpose of delivering one or more business outputs according to an agreed business case.'</u>
Project risks	Risks that are specific to the scope of the project and are often unique and short term in nature. Project risks are typically identified by the project team members and key stakeholders, with management responsibility assigned to the project manager or project lead.
QLDC	Queenstown Lakes District Council (including Elected Members and staff)

<sup>1</sup> Risk Assessment in Practice- Deloitte & Touche LLP <https://www2.deloitte.com/>

Term	Definition:
<b>Residual risk</b>	The estimated level of risk that will exist <u>after</u> the recommended treatment plans are implemented.
<b>Risk</b>	The effect of uncertainty on objectives. Risk relates to any uncertain event or condition that, if it occurs, will have a negative effect on organisation objectives. Risks can occur from various sources (such as financial, environmental etc.) and be relevant at either strategic, operational and project levels for the QLDC. The risk level is quantified through multiplying likelihood x consequence to produce a risk level score.
<b>Risk Appetite</b>	The amount of risk that the QLDC is willing to accept in order to meet its strategic objectives
<b>Risk Assessment</b>	The process of identifying, analysing and evaluating risks.
<b>Risk Categories</b>	These are areas in which a risk has consequence or impact to the organisation. QLDC has identified nine risk consequence categories.
<b>Risk Level</b>	The Risk Level is a measure of the magnitude of risk based on a Risk Matrix that has been adopted by QLDC. Defined by likelihood vs consequence. The risk levels are: Insignificant, Low , Moderate, High, Very High
<b>Risk Type</b>	Risk Types refers to the class of risk that is being analysed. The three classes of risk type that are covered by the QLDC Risk Management Policy are Strategic, Operational and Project.
<b>Risk Management Framework</b>	The culture, processes, coordinated activities and structures that are directed towards managing adverse effects. The risk management process involves communicating, consulting, establishing scope, context and criteria, identifying, analysing and evaluating, treating, monitoring and reviewing risks.
<b>Risk Owner</b>	The person with the accountability and authority to manage both the risk assessment and treatment plan implementation
<b>Risk Register</b>	A document containing a record of identified risks, including risk number, risk type, risk statement, risk consequence category, risk score and proposed responses by an assigned risk owner
<b>Severity</b>	<u>Risk severity is defined as the magnitude of a risk; the expected harm or adverse effect that may occur due to exposure to a risk.</u>
<b>Strategic risks</b>	Risks that have the potential to affect the strategic direction of the organisation or impact upon the Council achieving its core business objectives and or levels of service. The ownership of Strategic risks typically resides at the Chief Executive level as they are not associated with a single directorate. Examples of strategic risks include: <ul style="list-style-type: none"> <li>• Risks associated with changes in national and global economies</li> <li>• Risks associated with changes to Government policy</li> <li>• Risks around the Council's ability to meet service levels, react to emergencies, support the activities or specific high profile projects</li> </ul>
<b>Treatment Plan</b>	An action plan that focuses on the improvement of processes, policies, practices, training, management controls or physical controls to mitigate or eliminate the negative impact of a potential risk event.

Term	Definition:
Treatment owner	The person or persons assigned responsibility for managing a risk treatment plan.
<u>Vulnerability</u>	<u>A weakness in an information system, system security procedures, internal control that could be exploited or triggered by a threat source.</u>

## 3 RISK MANAGEMENT RESPONSIBILITIES

Position	Roles and Responsibilities
The Council	<ul style="list-style-type: none"> <li>Adopt the QLDC Risk Management Framework</li> </ul>
Audit, Finance and Risk Committee	<ul style="list-style-type: none"> <li>To assist the Council to discharge its responsibilities for the robustness of risk management systems, processes and practices</li> <li>Review whether management has in place a current and comprehensive risk management framework and associated procedures for effective identification and management of the Council's financial and business risks, including fraud.</li> <li>Review whether a sound and effective approach has been followed in developing risk management plans (including relevant insurance) for major projects, undertakings and other significant risks.</li> <li>At least annually assess the effectiveness of the implementation of the risk management framework/plans</li> </ul>
CE/Executive Leadership Team	<ul style="list-style-type: none"> <li>Review and recommend the QLDC Risk Management Policy for adoption</li> <li>Maintain situational awareness of the organisational risk context</li> <li>Review and recommend QLDC risk appetite levels for adoption</li> <li>Risk Owners (RO) for Strategic Risks</li> <li>Support the identification of emergent risks that need to be added to the Risk Register</li> <li>Review tracking of Council risks against the Risk Appetite tolerance limits</li> <li>Periodic deep dive review of key strategic/operation/project risks</li> <li>Governance review of updates from the <u>Risk and Compliance Organisational Unit</u> on risk management system initiatives and change management activities</li> </ul> <p>The following roles and responsibilities of the CE/Executive Leadership Team may be delegated to a Risk Strategy Group, or other Governance Group at the discretion of the CE:</p> <ul style="list-style-type: none"> <li>Ensure that strategic risks are addressed organisationally and collaboratively</li> <li>Provide assurance that strategic risks are being appropriately managed</li> <li>Support the identification of emergent risks that need to be added to the Risk Register</li> <li>Recommendation of Risk Appetite and tolerance limits and review of Council risks against the Risk Appetite and tolerance limits.</li> </ul>
<u>Risk &amp; Compliance Organisational Unit</u>	<ul style="list-style-type: none"> <li>Develop and maintain the QLDC Risk Management Policy</li> <li>Review and report on tracking of Risk Appetite tolerance limits</li> <li>Coordinate periodic review cycles for Strategic and Operational Risk registers</li> <li>Periodic deep dive review of key strategic/operation/project risks</li> <li>Champion the deployment of change management initiatives to support the development of an improved risk management culture within the organisation</li> </ul>
	<ul style="list-style-type: none"> <li></li> </ul>

Deleted: Risk Management Working Group

Deleted: ¶

Deleted: Management Working Group (RMWG)

Deleted: <#>Project stakeholders and system administration support for computer system updates to support the risk management framework¶  
Support the deployment of RMWG change management initiatives

Deleted: Policy and Performance Team

Position	Roles and Responsibilities
Directorate Management	<ul style="list-style-type: none"> <li>• Risk Owners of operational and project risks and treatment plans</li> <li>• Support the identification of emergent risks that need to be added to the Risk Register</li> <li>• Review and update of operational risk registers</li> <li>• Monitoring and remediation of overdue treatment plans</li> <li>• Escalation of critical risks to Executive Leadership Team</li> </ul>
All staff	<ul style="list-style-type: none"> <li>• Supporting the identifying, analysing and evaluating of risks in their areas of activity in accordance with the Risk Management Framework</li> <li>• Supporting the implementation of treatment plans</li> </ul>

## 4 RISK MANAGEMENT PRINCIPLES AND PROCESS

### 4.1 PRINCIPLES

The QLDC Risk Management Policy is aligned with the principles and processes described within AS/NZS ISO 31000:2018 Risk Management Guidelines. This includes the adoption of the following core principles which provide the foundation for the development of an effective and sustainable risk management culture.

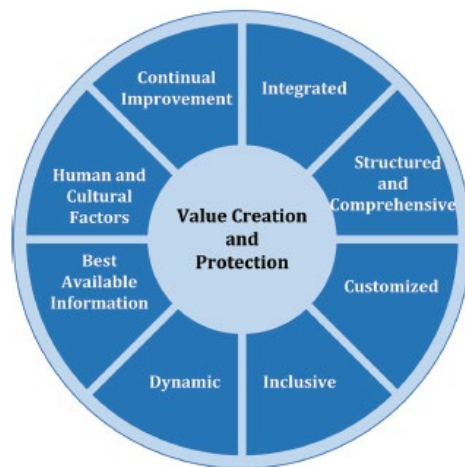


Figure 1 Risk Management Principles

- **Integrated**- we commit to integrating risk management into all critical planning and decision-making activities
- **Structured and comprehensive**- we commit to adopting a structured and comprehensive approach to risk management to ensure consistent and effective risk reduction outcomes
- **Customised**- we commit to customising our risk management policy to satisfy the QLDC context and risk appetite

- **Inclusive**- we commit to the appropriate and timely involvement of stakeholders to ensure that all knowledge, views and perceptions are considered. This results in improved awareness and informed risk management decisions
- **Dynamic**- we commit to proactively responding to emerging changes in our risk environment. We anticipate, detect, acknowledge and respond to those changes and events in an appropriate and timely manner.
- **Best available information**- we commit to collecting, utilising and sharing the best available information at all times to drive our decision-making and stakeholder communications
- **Human and cultural factors**- we commit to recognising, respecting and supporting the human and culture factors that influence all aspects of risk management
- **Continual improvement**-we commit to a continual focus on improvement of our risk management policy and treatment outcomes

## 4.2 PROCESS

The following diagram describes the structure of the QLDC risk management process. This process represents a best practice approach to ensuring that effective risk outcomes are achieved.

Deleted: ¶  
¶

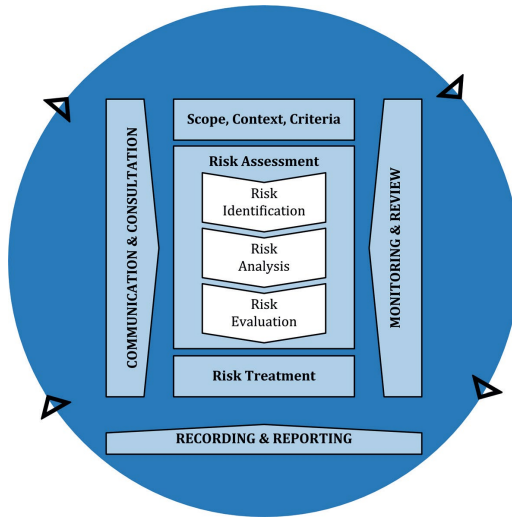


Figure 2: ISO31000:2018 Risk Management Process

## 5 SCOPE, CONTEXT AND RISK APPETITE

### 5.1 DEFINING THE SCOPE

QLDC chooses to define the scope of its Risk Management Policy in terms of **risk types** and **risk categories**.

Risk Types refers to the class of risk that is being analysed. The three classes of risk type that are covered by this policy are as follows:

- **Strategic Risks**- Risks that have the potential to affect the strategic direction of the organisation or impact upon the Council achieving its core business objectives and or levels of service
- **Operational Risks**- Risks that are associated with the internal functions of the organisation and which are primarily owned by a single directorate
- **Programme/~~Project~~ Risks**- Risks that are specific to capital programme/project delivery objectives.

Risk Categories refers to the specific groupings of risk that QLDC has elected to define to assist with collating and organising its risk identification. The following seven categories of risk have been adopted:

1. **Business Continuity**
2. **Community & Wellbeing**
3. **Workforce**
4. **Environmental**
5. **Financial**
6. **Regulatory/Legal/Compliance**
7. **Strategic/Political/Reputation**

When a risk impacts several categories the dominant category (i.e. that with the highest consequence) will be applied.

Health and Safety risk is a critical category however it is excluded from the scope of this policy as it is controlled through the QLDC Health and Safety framework.

## 5.2 RISK CONTEXT

The risk context relates to the profile of the internal and external environment within which the organisation operates and the goals, plans, objectives and strategies which the organisation wishes to achieve. The more clearly this context is understood, the more effective and accurate the risk management outcomes will be.

The internal and external context can be described as follows:

- **Internal context** is the internal environment in which the Council operates, including organisational structure, strategic plans, policies, roles, accountabilities, delegations, capabilities, capacity, information systems, interdependencies and interconnections, and culture
- **External context** covers the external environment which can include political, economic, social, technological, legal and environmental factors

While a Local Government organisation has a fiduciary duty to be risk averse, it must still remain attuned to the internal and external context it operates under. For QLDC this context involves the challenges of keeping pace with the dynamic level of growth within the district without comprising its duty to uphold the values of the community, guardianship of the environment and capability of the organisation. In response to these challenges, a vision of bold leadership has been adopted along with ambitious work programs for capital infrastructure investment and organisation development. In order to satisfy these strategic goals some degree of risk must be tolerated, if not promoted, across the QLDC organisation.

Deleted: ortfolio  
Deleted: the  
Deleted:  
Deleted: portfolio  
Deleted: objectives of the Project Management Office (PMO)  
Deleted: \_\_\_\_\_ Page Break \_\_\_\_\_



## 5.3 RISK APPETITE

**Risk Appetite** is defined as “the amount and type of risk that an organisation is willing to take in order to meet its strategic objectives”. The risk appetite of an organisation is influenced by the risk context that it operates under. As this context changes over time, so will the risk appetite.

To allow the organisation to understand and make practical use of the Risk Appetite concept, a model must be adopted. QLDC has chosen to adopt a Risk Appetite model that frames risk appetite at both the organisation and risk category level.

### ORGANISATION APPETITE

The Organisational appetite is defined through the configuration of the Risk Matrix (section 7.3). The heatmap boundary zones within the Risk Matrix reflect the overarching appetite level of the organisation.

If the organisation has a risk averse appetite (i.e it is highly cautious and conservative), then the matrix will have a broad red zone to ensure that more risks are classified as Very High or High. This ensures that the highest level of treatment and monitoring activity is applied to the widest range of risks. Alternatively, if the organisation has a more tolerant risk appetite, then the red zone will be much smaller. This will reduce the range of risks that are classified as Very High or High which enables the organisation to only focus on the critical few which must be tightly controlled. The remainder of the risk portfolio can be managed in a more balanced manner than prioritises the pursuit of reward over than the control of risk uncertainty.

Figure 4 below illustrates a comparison between the heatmap zones for a Risk Tolerant organisation (left) versus a Risk Averse organisation (right).

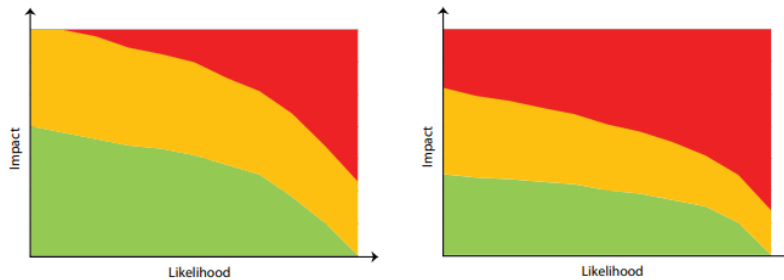


Figure 3: Risk Tolerant organisation (left)- Risk Averse organisation (right)

### CATEGORY APPETITE

The Category appetite is defined through the descriptions within the Consequence table (Appendix A).

The Consequence table provides a five point grading scale of potential risk impacts for each risk category, from Minor to Extreme. If the organisation has an averse Risk Appetite for a specific category then the consequence gradings will be very conservative, with a relatively low threshold for what constitutes an Extreme risk impact. Alternatively if the organisation

is more Risk Tolerant for a category, then the grading scales will be more bullish with a much higher threshold for Extreme risk impact.

As an example, the below table demonstrates the difference in the Finance category appetite for a Risk Averse and Risk tolerant organisation. A **\$1M loss** for a Risk Averse organisation could be classified as having an Extreme impact, whereas the same loss under a more Risk Tolerant organisation could be classified as only having a Moderate impact.

Category	Appetite	5- Extreme	4- Significant	3- Major	2- Moderate	1-Minor
Finance	Risk Averse	Extreme financial loss (>\$1M)	Significant financial loss (\$0.5-\$1M)	Major financial loss (\$100K-\$500K)	Moderate loss (\$25K-\$100K)	Minor financial loss (<\$25K)
	Risk Tolerant	Extreme financial loss (>\$15M)	Significant financial loss (\$10-\$15M)	Major financial loss (\$5-\$10M)	<b>Moderate loss (\$1M-\$5M)</b>	Minor financial loss (<\$1M)

The tailoring of the Risk Matrix boundary zones and the Consequence Table description ratings is an important governance undertaking that calibrates the Risk Management framework to the risk appetite of QLDC. Changes to either the Risk Matrix or Consequence Table descriptions must be reviewed by the Executive and approved by the Audit, Finance and Risk committee on behalf of Council.

## 6 RISK ASSESSMENT

The following sections describe the process steps for conducting the assessment of individual risks.

### 6.1 RISK IDENTIFICATION

The purpose of risk identification is to identify any specific areas of uncertainty that might produce a negative impact to the organisation or prevent it from achieving its strategic objectives or delivering core services to the community.

A range of techniques for identifying risks can be utilised. Departmental brainstorming sessions are encouraged as a means to collate a wide range of potential risks to the organisations. The identification of emergent risks should also be encouraged in leadership meetings, strategy development workshops, management planning exercises, work program reviews, process improvement planning, project review meetings etc. Ideally the identification of risk should be embedded into the systems, processes and culture of an organisation such that it is an assumed part of business as usual activity at all levels of the organisation.

### RISK STATEMENT

For each identified risk a short name should be decided upon, along with a longer, more detailed risk statement description that helps ensure that the meaning and scope of the risk is clearly understood. To develop this risk statement it is recommended that the following good practice guidelines are followed. By providing detail for each of the three sentence structure requirements a precise and comprehensive statement will be constructed that helps ensure the risk is clearly understood.

Recommended Statement Structure	Example: statement inputs	Example: Completed Risk Statement
1. There is a chance that...	Unexpected changes in council expenditure	Unexpected changes in council expenditure due to poorly managed budgets/assumptions will result in exposure to significant financial losses
2. Due to...	Poorly managed budgets/assumptions	
3. Will result in...	Exposure to significant financial losses	

## RISK OWNER

After the risk statement has been created a Risk Owner must be assigned. The Risk Owner is accountable for the overall management of the risk, including the analysis, evaluation, treatment and monitoring.

The Risk Owner must have the appropriate level of delegated power that allows them to effectively manage both the risk and the required treatment plan resourcing. For risks where significant treatment expenditure will be required (e.g. approval of asset insurance provisions) the financial delegations register may be consulted as a guide to assist with the allocation of Risk Ownership.

For strategic risks the risk owner will be the Chief Executive, or a General Manager delegate.

For operational risks, ownership will be allocated based on the following:

- Directorate: the risk will be assigned to the directorate that will have primary responsibility for the treatment activity
- Organisation Level: the risk will be assigned at a management level that is commensurate with the level of Risk and the level of delegated financial authority that will likely be required to approve the treatment expenditure

The assignment of operational risk ownership is discretionary, but will most commonly occur at a General Manger or Tier3 level. Guidance on the likely level of risk ownership is provided in Section 7.3. Because risk management is a dynamic process, the assignment of Risk Ownership can change as the risk analysis and treatment planning progresses.

## 6.2 INHERENT RISK ANALYSIS

After a risk has been identified, it must be analysed to determine the level of “Inherent” risk. Inherent risk is interpreted as “the amount of risk that exists based on the level of controls or mitigations at the time of the initial evaluation”.

Risk Analysis involves the following steps:

1. Determine the **likelihood** (frequency/probability) of the risk event occurring based on existing controls
2. Determine the severity of the **consequences** (impact) from the risk event based on existing controls

## DETERMINE THE LIKELIHOOD OF THE RISK EVENT OCCURRING

Likelihood is a measure of the expected frequency or probability of the risk event occurring.

The below Likelihood Table provides a five-point scale to assist with the estimation of a Likelihood score. The Likelihood scale extends from Rare (1) to Very Likely (5).

The method by which the score is determined is at the discretion of the Risk Owner. A quantitative approach may be followed that utilises engineering data and detailed probability analysis. Alternatively, a qualitative assessment which is based on discussions between subject matter experts to arrive at a consensus decision may be equally appropriate.

Score	Likelihood	<u>Single Event Description</u>	<u>Recurring Event Description</u>
-------	------------	---------------------------------	------------------------------------

5	Very Likely	Very High probability (>90%)	<u>Could occur several times a year</u>
4	Likely	Likely probability (60%-90%)	<u>May arise about once every 1-5 years</u>
3	Moderate	Moderate probability (25% to 60%)	<u>May arise about once every 5 years</u>
2	Unlikely	Unlikely probability (2-25%)	<u>May arise about once every 5 to twenty years</u>
1	Rare	Low probability (<2%) of occurring in next 12 months Frequency of once every 20+ years	<u>Unlikely during the next twenty years</u>

**Deleted:** of occurring in next 12 months  
Frequency of more than once per year

**Deleted:** of occurring in next 12 months  
Frequency of once every 1-5 years

**Deleted:** of occurring in next 12 months  
Frequency of once every five years

**Deleted:** of occurring in next 12 months  
Frequency of once every five to twenty years

Table 1: Likelihood Table

## DETERMINE THE CONSEQUENCE LEVEL OF THE RISK IMPACT

Consequence is a measure of the expected impact of the risk event.

The Risk Consequence Table ([Appendix A](#)) provides a five-point scale to assist with the estimation of the Consequence impact for a risk event. The Consequence rating scale extends from Minor (1) to Extreme (5) and is tailored for each category based on the Risk Appetite of the organisation (see Section 6.3). The estimation of Consequence impact should be based on the judgement from a range of subject matter experts who understand the nature of the risk. The Risk Owner should seek to consult with these stakeholders to ensure that all views have been considered, before making a decision as to the estimated level of consequence impact for the risk event.

Often a range of risk categories could be potentially impacted by single risk event. For example Financial, Reputation, Community, Environment, Business Continuity can all be impacted from a single risk event. When estimating the consequence score for the risk event the maximum consequence severity from across the affected categories should be selected.

### 6.3 INHERENT RISK EVALUATION

Once the Likelihood and Consequence have been estimated the Inherent Risk level can be evaluated utilising the Risk Matrix (Figure 3). This table features heatmap boundary zones that reflects the risk appetite of the organisation as discussed in section 6.3.

The Inherent Risk Level is determined through plotting the intersection point between the Likelihood and Consequence scores.

		Consequence				
		Minor	Moderate	Major	Significant	Extreme
Likelihood	Very Likely	M	M	H	VH	VH
	Likely	L	M	H	H	VH

Moderate	L	M	M	H	VH
Unlikely	i	L	M	M	H
Rare	i	i	L	L	M

Figure 4: Risk Matrix

Risk Level	Colour	Risk Ownership Guidance	Monitoring Requirements
VH- Very High	Red	CE or sub-delegate	Quarterly- ELT/ AF&R Committee
H- High	Orange	General Managers or sub-delegate	Quarterly- ELT/ AF&R Committee
M- Moderate	Yellow	General Managers or Tier 3 Managers	6 monthly- RMWG
L- Low	Blue	Tier 3/ Tier 4 Managers	6 monthly -RMWG
i- Insignificant	Green	Tier 3/ Tier 4 Managers	As required

Table 2: Risk Level Table

The above table describes the Risk Levels, Risk ownership guidelines and Monitoring requirements that apply to each risk level. The monitoring requirements are discussed further in Section 9.3.

## 7 RISK TREATMENT

The purpose of risk treatment is to identify and implement a set of response actions that will drive a reduction in the inherent risk level.

Risk treatment involves the following process steps:

1. Selection of risk treatment options
2. Preparing risk treatment plans and controls
3. Evaluating the Residual Risk Level (estimated risk level after treatment has been implemented)
4. Implementing the treatment plan and monitoring progress
5. Confirming the Residual Risk level is acceptable after treatment plans are implemented
6. If not acceptable, taking further treatment

### 7.1 SELECTION OF RISK TREATMENT OPTIONS

The options for treating risk may involve one or more of the following:

- **Retain the risk-** an informed decision is made to retain or accept the risk without treatment based on the fact that existing controls are judged to be sufficient to mitigate the risk
- **Additional Controls-** additional treatment or control actions need to be implemented to reduce the inherent risk level. Typically these will be used to reduce the likelihood of the risk occurring
- **Avoid the risk-** actions are taken to avoid the risk by deciding not to start or continue with the activity or to remove the risk source. If the risk can be successfully avoided then it may be retired from the QLDC Risk Register.
- **Transfer the risk-** actions are taken to transfer the risk (e.g. through contracts, buying insurance) or to pass responsibility for treatment to another agency. If the accountability for the risk can be demonstrated as being wholly transferred, with no ongoing QLDC responsibility, then the risk can be retired from the QLDC Risk Register.

## 7.2 PREPARING RISK TREATMENT PLANS AND CONTROLS

Once the treatment option decision has been confirmed, a "Treatment Plan" shall be developed to determine what actions are required to implement the option. The treatment plan should be approached as a collaborative exercise that involves key stakeholders and subject matter experts who understand the nature of the potential risk event.

If "Additional Controls" are required then a structured action plan shall be developed to determine what improvements are required to organisation controls (e.g. processes, systems, training, KPI tracking, managerial monitoring) and/or physical assets to effectively mitigate or eliminate the negative impact of the potential risk event. The treatment plan should be approached using a similar methodology to a Continuous Improvement investigation where a clear problem statement and robust investigation tools (e.g. data collection, cause and effect analysis, 5-Whys etc.) are used to achieve a robust, effective and cost efficient implementation plan.

In some cases, consideration should also be given to the role 'compensating controls' can play within a risk treatment plan. A compensating control, is a risk treatment mechanism that is put in place to satisfy the immediate requirement for a risk reduction measure (agreed tolerance) that is deemed too difficult or impractical to implement at the present time.

After a treatment plan has been developed a task breakdown of the required implementation actions needs to be developed. The task breakdown will specify the required actions, who is responsible and what the target dates for implementation will be. The tasks involved may be one-off interventions with a specified implementation target date, or they may relate to on-going control activity that has to occur on a periodic basis (e.g. quarterly) to ensure that the risk remains fully controlled.

Where possible, treatment plans should be integrated into the organisation development, strategic planning, project management and continuous improvement programs of the organisation. This helps to align and integrate risk management into the culture of the organisation and leverages the existing work programs and resourcing assignments that may already be in progress.

Deleted: ¶

## 7.3 EVALUATING THE RESIDUAL RISK LEVEL

After a treatment plan has been developed and the implementation task breakdown confirmed, the "Residual Risk" can be evaluated. The residual risk level is defined as "the estimated risk level that will exist after the treatment plans are implemented".

This estimation of Residual provides a measure to see whether the treatment plans will be sufficient and it also provides an acceptance criteria against which the final treatment implementation can be assessed.

Treatment plans will involve the implementation of improvement actions that either decrease the likelihood of the risk occurring or decrease the severity of the potential consequence. The residual risk evaluation involves determining what the likelihood rating and consequence rating after the treatment implementation is expected to be. The Residual Risk Level is then determined through plotting the intersection point between these Likelihood and Consequence scores as per the process for inherent risk level (section 7.3).

## 7.4 IMPLEMENTING THE TREATMENT PLAN AND MONITORING PROGRESS

The implementation of treatment plans is an improvement activity that needs to be actively supported and prioritised by the management of the organisation. The assignment of responsibilities and monitoring of due dates are crucial activities that require good decision-making, resourcing support and good operational monitoring to ensure they remain on track for completion.

The monitoring of treatment plan implementation is managed at the level of the Risk Owner. The Risk Owner has accountability for ensuring that overdue actions are remediated.

At any time an operational risk may be escalated to the Executive for review if it is determined as being of critical importance to the organisation. This determination to escalate the risk shall be driven by the Risk Owner in consultation with the RMWG.

## 7.5 CONFIRMING THE RESIDUAL RISK LEVEL & CLOSING THE RISK

After a treatment plan has been fully implemented a review shall be conducted to determine whether the Residual Risk level accurately reflects the actual status based on the implementation of the treatment controls.

To assist this review, a list of all the implemented/improved controls shall be compiled and entered into the Risk Register. An effectiveness review of these controls will then be conducted by the Risk Owner to ascertain whether:

- The controls are in operation
- The controls are documented
- An evaluation of whether they are effective (Yes, No or Partial)

If the treatment controls are determined to be poor then remedial action will be required to improve the quality of the implemented controls or implement new ones.

If the treatment controls are determined to be acceptable and have resulted in a permanent reduction to the risk level, with no further control activity required, then the risk can be closed (inactive). If ongoing/regular/cyclical control activity or monitoring is required then the risk will remain permanently open (active).

## 8 REPORTING AND MONITORING

### 8.1 RISK REGISTER

The QLDC Risk Register is maintained within the Techone Risk Module.

Within this module an active register of all Strategic and Operational risk and treatment plan activity is maintained. Emergent risks that are identified within the organisations are added into this module with assistance from system administrators.

The Risk Register is dynamic (always editable) so it can be updated on a regular basis by risk owners, task owners and system administrators with information regarding the current state of risk management activity within the organisation.

### 8.2 REPORTING

Risk Management reporting is undertaken using the Techone Risk Module.

Personal dashboards are provided within the module that allow dynamic reporting of the status of Risk and Treatment Plan activity. Reporting on all organisation risks or just those for an individual Risk Owner (My Risks) can be accessed through these dashboards.

System Administrator reporting is also undertaken to generate and circulate information reports to assist with Risk Management monitoring. These reports include, but are not limited to the following:

- Strategic Risk Register status report
- Operational Risk Register status report
- Treatment Plan Overdue status report



## 8.3 MONITORING

The monitoring of the QLDC Risk Management Policy occurs at several levels of governance as detailed in the below table.

The monitoring requirements for individual risks are driven by the magnitude of their Inherent Risk Level.

- Very High and High Inherent Risks have a quarterly monitoring requirement to the ELT and Audit, Finance & Risk Committee to ensure that sound governance is maintained over these critical areas of uncertainty
- Moderate and Low Inherent Risks have a 6-monthly monitoring requirement to the RMWG
- Insignificant Inherent Risks are monitored as required

The following table provides an overview of the reporting line, focus, frequency and outputs that are associated with each of these governance levels.

Governance Level	Reports up to	Governance Focus	Frequency	Outputs
Audit and Risk Committee	The Council	Governance of the recommendations that have been made by the Executive and the updates that are provided from the Risk Management Working Group	Quarterly	Audit and Risk Committee Minutes
Executive	Audit and Risk Committee	Review and approval of the recommendations and updates that are provided by the Risk <u>and Compliance Organisation Unit</u>	Quarterly	Executive Meeting minutes
<u>Executive</u> <u>(The following reporting line of the Executive may be delegated to a Risk Strategy Group, or other Governance Group at the discretion of the CE)</u>	<u>Executive Leadership Team</u>	<u>Changes in risk profile, significant risks and newly identified risks</u> <u>Proposed amendments to Risk Policy</u> <u>Emerging risk identification, mitigation, planning and strategic impact</u>	<u>Monthly</u>	<u>Risk Report including any changes to:</u> <ul style="list-style-type: none"> <li>• <u>Strategic Risk Register</u></li> <li>• <u>Operational Risk Register</u></li> <li>• <u>Programme/Project Risk Register</u></li> </ul>

**Deleted:** Management Working Group

<u>Risk and Compliance Organisation Unit</u>	<u>Risk Strategy Group</u>	Development of Risk Management	<u>Monthly</u>	<u>Risk Report including any changes to:</u>
		Policy and change management champions for the adoption of a risk management culture  Reporting review of risk register status updates that are submitted by the organisation		<ul style="list-style-type: none"> <li>• <u>Strategic Risk Register</u></li> <li>• <u>Operational Risk Register</u></li> <li>• <u>Programme/Project Risk Register</u></li> </ul>

Table 3: Risk Management Monitoring Levels

**Deleted:** Management Working Group

**Deleted:** Executive

**Deleted:** Monthly

**Deleted:** Risk Management Working Group Minutes

**Deleted:** Executive reports¶  
Risk Appetite¶

**Deleted:** Policy and Performance Team

**Deleted:** Risk Management Working Group

**Deleted:** System administration support for Techone Risk Module¶  
¶ Change Management implementation support

**Deleted:** Regular business activity

**Deleted:** Updated strategic risk registers¶  
¶ Updated change management plans

9 APPENDIX A- RISK CONSEQUENCE TABLE

Risk Category	5- Extreme	4- Significant	3- Major	2- Moderate	1-Minor
<b>Business Continuity</b>	Extreme and prolonged loss (>3 days) of all key council service functions and/or ICT systems due to fault, <u>cyber security incident</u> , event, <u>or</u> mishap or non-delivery of project deliverables	Significant short term loss (2-3 days) of some key council service functions and/or ICT systems <u>due to fault, cyber security incident, event, or mishap or non-delivery of project deliverables</u> ↓	Major short term loss (1-2 days) of some key council service functions and/or ICT systems due to fault, event, mishap or non-delivery of project deliverables	Moderate short term loss (<1 day) of some council service functions and/or ICT systems due to fault, event, mishap or non-delivery of project deliverables	Negligible loss of service or ICT system access in relation to fault, <u>cyber security incident</u> , event, mishap or non-delivery of project deliverables
<b>Community &amp; Wellbeing</b>	Extreme dissatisfaction and loss of long term support from majority of community and key stakeholders. Death, multiple serious injuries or widespread critical health impact on community Extreme and prolonged outage to core community infrastructure (>3 days) or non-delivery of critical capital project milestone that significantly impacts community	Significant dissatisfaction and loss of medium term support from significant section of the community and/or key stakeholders. Significant injuries or serious health impact on section of the community Significant outage to core community infrastructure (2-3 days) or delay in capital project milestone that significant impacts the community	Major dissatisfaction and loss of short term support from small section of the community. Major injury or long term health impact on individual member of community Major outage to core community infrastructure (1-2 days) or delay in critical capital project milestone that majorly impacts the community	Moderate dissatisfaction from small section of the community. Moderate injury or short-term health impact on individual member of community Minor short-term outage (hours) to community infrastructure or delay in capital project milestone that moderately impacts the community	Minor dissatisfaction from small section of the community. Minor injury or illness with no hospitalisation required Minor short-term outage to community infrastructure, or delay in project milestone that has no discernible impact on the community
<b>Workforce</b>	Extreme gap in workforce capacity or capability with no resourcing response options which results in significant prolonged drop in service levels	Significant but short term gap in workforce capacity or capability with no resourcing response options which results in significant but short-term drop in service levels	Major workforce capacity or capability gap that is addressed through significant response measures or external resourcing e.g. contractors or . Minor drop in service levels	Moderate workforce capacity or capability gap that is addressed through internal resourcing e.g. staff re-prioritisation, overtime. Minor drop in service levels	Short-term workforce capacity gap addressed through internal resourcing with no reduction in service levels
<b>Environmental</b>	Extreme and wide spread environmental degradation/ damage with certain prosecution. Effects are long term and are not able to be fully mitigated.	Significant but localised environmental degradation/ damage with probable prosecution. Effects significant with options to fully mitigate damage within 5 years	Major localised environmental degradation/ damage with possible prosecution. Effects are major with options to fully mitigate damage within 1 year	Moderate localised environmental degradation/ damage with no prosecution. Effects are moderate with options to mitigate damage within 3 months.	Minor short term immaterial environmental degradation/ damage with no prosecution or mitigation required
<b>Financial</b>	Extreme financial loss (>\$10 million)	Significant financial loss (\$5-\$10M)	Major financial loss (\$2-\$5M)	Moderate financial loss (\$0.5-\$2M)	Minor financial loss (<\$0.5M)
<b>Regulatory/Legal/ Compliance</b>	Multiple breaches in statutory duty. Serious compliance findings uncovered through audit/ inspection. Serious court enforcement, prosecution or judicial review	Isolated breach of statutory duty. Significant compliance findings uncovered through audit/inspection. Serious court enforcement, prosecution or judicial review	Significant compliance findings uncovered through audit/ inspection. Major court enforcement, prosecution or legal decision loss	Minor compliance findings through audit/inspection. Minor court enforcement, prosecution or legal decision challenge	Minor findings through audit/inspection. Minor legal challenge
<b>Strategic/Political /Reputation</b>	Prolonged adverse national media coverage. Long term reduction in stakeholder confidence and reputation. Potential statutory management intervention.	Some adverse national media or prolonged local media coverage. Medium term reduction in stakeholder confidence and reputation	Adverse local media coverage only. Short term loss of stakeholder confidence and reputation	Short term adverse local media coverage. No significant loss in stakeholder confidence or reputation	Local interest/rumours. No loss in stakeholder confidence or reputation

Deleted: due to fault, event, mishap or non-delivery of project deliverables

